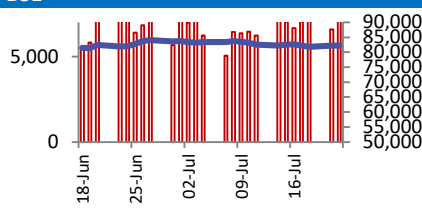
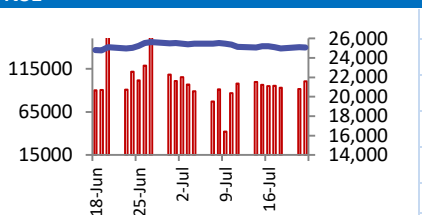


BSE	NSE																												
 <table> <tr><td>Open</td><td>82527</td></tr> <tr><td>High</td><td>82538</td></tr> <tr><td>Low</td><td>82111</td></tr> <tr><td>Close</td><td>82187</td></tr> <tr><td>Change</td><td>-14</td></tr> <tr><td>Volume (Lacs)</td><td>7609</td></tr> <tr><td>Turnover (Rs.inCr)</td><td>7596</td></tr> </table>	Open	82527	High	82538	Low	82111	Close	82187	Change	-14	Volume (Lacs)	7609	Turnover (Rs.inCr)	7596	 <table> <tr><td>Open</td><td>25167</td></tr> <tr><td>High</td><td>25182</td></tr> <tr><td>Low</td><td>25036</td></tr> <tr><td>Close</td><td>25061</td></tr> <tr><td>Change</td><td>-30</td></tr> <tr><td>Volume(Lacs)</td><td>34045</td></tr> <tr><td>Turnover(Rs.in Cr)</td><td>100574</td></tr> </table>	Open	25167	High	25182	Low	25036	Close	25061	Change	-30	Volume(Lacs)	34045	Turnover(Rs.in Cr)	100574
Open	82527																												
High	82538																												
Low	82111																												
Close	82187																												
Change	-14																												
Volume (Lacs)	7609																												
Turnover (Rs.inCr)	7596																												
Open	25167																												
High	25182																												
Low	25036																												
Close	25061																												
Change	-30																												
Volume(Lacs)	34045																												
Turnover(Rs.in Cr)	100574																												

World Markets	Current	Previous	Pt. Chg	Var(%)
Dow	44502	44323	179	0.4%
Dow Futures	44819	44711	108	0.2%
Nasdaq	20893	20974	(81)	-0.4%
FTSE	9024	9013	11	0.1%
Nikkei	41053	39775	1279	3.2%
Hang Seng	25287	25130	157	0.6%
Gift Nifty	25171	25084	87	0.3%
Straits Singapore	4217	4208	9	0.2%
South Korea	3166	3170	(4)	-0.1%
Taiwan	23202	22988	214	0.9%
Shanghai	3595	3582	13	0.4%

Commodity Prices	Current	Previous	Pt. Chg	Var(%)
Copper (\$/MT)	9920	9860	60	0.6%
Alumin (\$/MT)	2659	2647	12	0.5%
Zinc (\$/MT)	2860	2839	22	0.8%
Brent Crude (\$/bbl)	69	69	0	0.3%
Gold (\$/Ounce)	3424	3431	(8)	-0.2%
Silver (\$/Ounce)	39	39	(0)	-0.3%
Light Crude (\$/bbl)	65	65	0	0.3%
N G (\$/mmbtu)	3	3	(0)	0.0%
Sugar (\$/MT)	472	474	(2)	-0.4%
Rubber (Rs./kg)	214	213	1	0.5%
Baltic Dry Index	2035	2016	19	0.9%

Currency Exchange Rate	Current	Previous	Var(%)
Rs./ \$ rate	86.37	86.30	0.08%
Rs./ Euro	101.10	100.49	0.61%
Rs./Chinese Yuan	12.05	12.05	-0.02%
Yen / \$ rate	146.95	146.63	0.22%
\$ US/Euro	1.17	1.18	-0.14%

Dollar Index	Current	Previous	Var(%)
Dollar Index	97.50	97.39	0.11%

Support/ Resistance Levels for Today		
	Nifty	Bank Nifty Fut
Support 1	25000	56540
Support 2	24940	56270
Resistance	25170	57070

Securities in Ban For Trade	
RBLBANK	BANDHANBNK
IEX	

Market Review

US: The S&P 500 pulled back 0.1% and the Nasdaq Composite slid 0.4% on Tuesday, a day after both benchmarks hit records. The Dow Jones rose modestly, adding 31 pts (+0.1%). Weakness in chip stocks and disappointing earnings tempered sentiment.

Asia: Asian shares rose at the open after President Donald Trump said the US reached a trade deal with Japan, an agreement with a key trading partner that will ease concerns about the tariff war.

India: Indian equity indices ended on a flat note after failing to hold on early gains, with Nifty 50 finishing below 25,100 on across-the-board selling. **Market is expected to open on a positive note and likely to witness range bound move during the day.**

Global economy: British grocery price inflation increased to 5.2% for the four weeks ending July 13, according to Worldpanel by Numerator. This represents an increase from the 4.7% reported in the previous month's data. This rise in grocery prices is adding financial pressure on low-income households across Britain. Britain borrowed more than expected in June as high inflation increased the government's debt costs. Public sector net borrowing reached £20.7 bn (\$27.88 bn) last month, according to the Office for National Statistics (ONS). This figure exceeded the £17.1 bn forecast made by Britain's budget watchdog, the Office for Budget Responsibility (OBR), in its March outlook. Interest payable on central government debt amounted to £16.4 billion in June.

Trump administration had completed a "massive deal" with Japan, which will see the Asian country subject to a 15% tariff on exports. Trump said that Japan will invest \$550 bn into the U.S., of which the U.S. will "receive 90% of the Profits." "Japan will open their Country to Trade including Cars and Trucks, Rice and certain other Agricultural Products, and other things. Japan will pay Reciprocal Tariffs to the United States of 15%," Trump said.

Commodities: Oil prices steadied in early trading on Wednesday after falling for three consecutive sessions as a U.S. trade deal with Japan signaled progress on tariffs and a poll showed U.S. crude stockpiles fell last week, indicating stronger demand.

Gold prices climbed to a more than five-week peak on Wednesday, supported by a softer U.S. dollar and lower Treasury yields as investors looked forward to signs of progress in U.S. trade discussions.

Currency: The dollar held losses against the yen on Wednesday after U.S. President Donald Trump announced a trade deal with Japan ahead of an impending tariff deadline.

FII Derivative Transactions (Rs. Cr)

Contracts	Purchase		Sell		Net	Open Interest (OI)		OI (Previous day)		Change	
	Contract	Value	Contract	Value		Contract	Value	Contract	Value	Contract	Value
Index Future	8437	1616	12647	2413	(797)	209962	39841	208320	39618	1642	223
Index Option	3469880	655768	3462403	654271	1497	1706915	323128	1499534	284461	207381	38667
Stock Future	265741	18831	294200	20346	(1515)	5544233	387224	5540556	388350	3677	(1126)
Stock Option	369334	27669	369623	27634	35	838065	58287	817704	57069	20361	1218
Total	4113392	703884	4138873	704664	(780)	8299175	808480	8066114	769498	233061	38982

FII All Activity-BBG (Rs Cr)		Buy	Sell	Net
15-Jul-25		12486	12659	(173)
16-Jul-25		12040	13080	(1041)
17-Jul-25		12507	15371	(2864)
18-Jul-25		16108	15326	782
21-Jul-25		11769	12853	(1084)
Month to date- July		196058	202713	(6655)
FII (Prov.) (Rs Cr)		Buy	Sell	Net
16-Jul-25		10822	12617	(1795)
17-Jul-25		11042	14712	(3671)
18-Jul-25		15431	15056	375
21-Jul-25		10824	12505	(1681)
22-Jul-25		12804	16353	(3549)
Month to date-July		186486	208328	(21842)
DII (Prov.) (Rs. Cr)		Buy	Sell	Net
16-Jul-25		12476	11255	1221
17-Jul-25		12925	10208	2718
18-Jul-25		14451	12348	2104
21-Jul-25		13794	10215	3578
22-Jul-25		16673	11434	5240
Month to date-July		212332	183113	29219
FII Debt - BBG (Rs. Cr)		Buy	Sell	Net
15-Jul-25		1933	501	1432
16-Jul-25		741	1051	(310)
17-Jul-25		1762	1991	(229)
18-Jul-25		2075	1526	549
21-Jul-25		396	3145	(2749)
Month to date- July		23851	23528	323

Market Breadth	BSE		NSE	
	No.	%	No.	%
Advance	1728	41%	1213	41%
Decline	2300	55%	1696	57%
Unchanged	170	4%	83	3%

Market Turnover	22-Jul	21-Jul	Var (%)
BSE Cash	7596	6594	15%
NSE Cash	100574	91473	10%
NSE Futures	103759	113375	-8%
NSE Options	11576657	13084955	-12%
Total (Rs.Cr)	11788586	13296397	-11%

Volatility Index	22-Jul	21-Jul
Volatility Index	10.75	11.20

Index PE - TTM	22-Jul	Yr. High	Yr. Low
Sensex	23.5	25.2	20.3
Nifty	22.2	24.4	19.6

Corporate News
Invesco Likely To Sell Rs 3,400-Cr Stake In Oberoi Realty, Lodha Developers Via Block Deals

Individually, Oberoi Realty's block deal is worth 1,987 cr while Lodha Developer will have a block deal worth Rs Rs 1,425 cr. The floor price for the Oberoi Realty block deal is Rs 1,753.2 per share, which is a 4% discount to current market price, while that for Lodha Developer, it is Rs 1384.6, which is also 4% lower as compared to the CMP. NDTV)

Jindal Steel and Power renamed as Jindal Steel

Jindal Steel and Power Limited is now officially Jindal Steel Limited, effective July 22, 2025, following government approval. This name change, as per a company filing, signifies a sharper focus on its core steel business and strategic direction. (ET)

Hero Motorcorp launches HF Deluxe Pro at Rs 73,550

Hero MotoCorp has launched the feature-rich HF Deluxe Pro across India, priced at Rs 73,550. This model boasts segment-first LED headlamp, digital console, and refreshed design. Powered by i3S technology and a low-friction engine, it promises best-in-class mileage, combining style, efficiency, and advanced features for the modern rider. (ET)

Economy
Technical textiles exports up 15%

India's technical textiles exports saw a substantial rise. Exports reached ₹24,732.68 cr in FY25, a jump from ₹16,100.51 cr in FY21. The growth represents a 15.53% increase over the last year. It also shows almost 11% CAGR over the past four years. The Textiles Minister Giriraj Singh also stated that no National Textile Corporation mill has closed since 2015.(ET)

Maharashtra govt brings new scheme with Rs 25,000 cr outlay to boost agri sector

The Maharashtra government has unveiled the 'Krishi Samruddhi' scheme. It aims to empower farmers and promote sustainable farming. The agriculture department will implement it over five years with a Rs 25,000 crore outlay. Manikrao Kokate calls it a gift to farmers. (ET)

International
Clorox accuses IT provider in lawsuit of giving hackers employee passwords

Bleach maker Clorox has sued information technology provider Cognizant over a devastating 2023 cyberattack, alleging the hackers gained access by asking the tech company's staff for its employees' passwords. (Invst)

Top 5 Nifty Gainers	22-Jul	21-Jul	Var(%)
ETERNAL	300	272	10.3%
HDFCLIFE	763	752	1.5%
TITAN	3472	3433	1.1%
HINDALCO	690	683	1.1%
BEL	403	400	0.8%
Top 5 Nifty Losers	22-Jul	21-Jul	Var(%)
SHRIRAMFIN	640	656	-2.4%
EICHERMOT	5440	5558	-2.1%
ADANIPTS	1421	1451	-2.1%
TATAMOTORS	673	687	-2.0%
JIOFIN	311	317	-2.0%

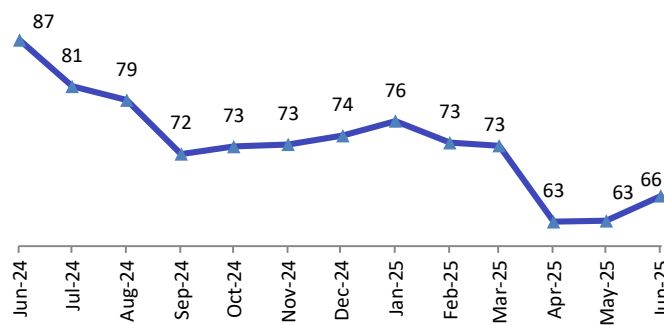
BSE Index Watch	Last	1 day	1 wk	1 mth	1 yr
SENSEX	82187	0.0%	-0.5%	0.4%	2.2%
MIDCAP	46746	-0.6%	-0.5%	2.6%	0.5%
SMLCAP	55186	-0.2%	-0.2%	4.8%	4.5%
AUTO	53411	-0.8%	-0.2%	1.8%	-6.7%
BANKEX	63434	-0.2%	-0.5%	0.4%	6.9%
Capital Goods	70990	-0.2%	-0.6%	0.1%	-0.3%
FMCG	20681	-0.3%	-0.5%	3.9%	-8.3%
Health Care	44698	-0.6%	-1.4%	3.9%	15.4%
IT	36252	-0.5%	-1.6%	-3.6%	-11.4%
METAL	31716	-0.2%	1.3%	3.6%	0.6%
Oil & Gas	27617	-0.3%	-1.4%	1.8%	-9.1%
Power	6892	-0.4%	-0.5%	2.8%	-11.9%
Realty	7728	-1.0%	1.1%	-1.6%	-7.2%

Margin Trading Disclosure (Rs. In Cr)	Last	1 day	1 wk	1 mth	3 mth
Op. Scripwise Outstanding	90111	0.6%	2.0%	6.8%	33.2%
Fresh Exposure	5810	-8.0%	4.9%	13.2%	-8.8%
Exposure liquidated	5906	4.0%	4.9%	-6.7%	8.9%
Closing Net scripwise outstanding	90015	-0.2%	2.0%	8.2%	31.2%

NSE USD Futures	22-Jul	21-Jul	Var (%)
June Expiry (Rs./\$)	85.99	85.99	0.0%
July Expiry (Rs./\$)	86.33	86.33	0.0%
Total Turnover (Rs. Crore)	1835	1730	6%

Sectors	TTM PE
Auto	31.85
Auto Ancillary	43.85
Banking	14.24
Engineering	50.89
Cement	71.86
Diamonds & Jewellery	45.21
Housing Finance	24.64
Infrastructure & Const	27.88
Metals-Aluminium	29.18
Metal – Steel	18.33
Oil Expl.	7.23
Pharma	10.25
Power – Gen. Supp.	42.05
Information Tech.	28.32
Sugar	18.49
Telecom Serv. Prov.	39.32
Tyres	33.53

Brent Crude Oil (\$/BBL) (Source: Investing.com)



10 year G-Sec Yield	Current	Previous	Change
US	4.36%	4.34%	2 bps
Japan	1.60%	1.52%	8 bps
India	6.31%	6.30%	1 bps
UK	4.57%	4.60%	(3) bps
Libor 3 Mths	4.85%	4.85%	(0) bps

Indian Eco Data	Current	Previous	Var(%)
Forex Reserve (US\$ in bn)	602	697	-13.6%
Inflation - WPI	-0.13%	0.39%	(52) bps
Inflation - CPI	2.10%	2.82%	(72) bps

India GDP	Q3FY25	Q2FY25	Var(%)
Growth	7.38%	6.40%	98 bps

Monetary Policy	Current	Previous	Change
Repo Rate	5.50%	6.00%	(50) bps
Reverse Repo Rate	3.35%	3.35%	0 bps
CRR	4.00%	4.00%	0 bps
O/S Banking System Liquidity (Rs bn)	2135	3006	(871.6)

IIP Growth %	May-25	May-24	Apr-Feb
IIP	1.2	6.2	3.1
Capital Goods	2.4	7.0	6.2
Mining	0.4	1.3	2.2
Manufacturing	3.0	5.9	4.2
Electricity	6.3	8.6	3.8

ADR Price Movement

Company	Price (US\$)	Volume	Previous Day Price	Volume	Variance (%)	No. of Share Per ADR	ADR Price (Rs.)	BSE Price	Variance (%)
Infosys Tech	18.26	18870493	18.19	11469297	0.38%	1	1577.12	1570.90	0.4%
Wipro	2.95	6710233	2.97	5724572	-0.67%	1	254.79	259.70	-1.9%
Dr.Reddy's	14.41	1579538	14.55	1527916	-0.96%	1	1244.59	1240.00	0.4%
ICICI Bank	34.09	4012167	34.22	9977321	-0.38%	2	1472.18	1473.60	-0.1%
HDFC Bank	78.17	1889561	78.46	3913006	-0.37%	3	2250.51	2007.10	12.1%

GDR's (US\$)

	Prices	Prev. Close	Change	Var %
L&T	40.25	40.70	(0.5)	-1.1%
RIL	65.40	65.70	(0.3)	-0.5%
SBI	95.20	96.10	(0.9)	-0.9%

US Economy Data	Current	Previous
Inflation (%) (YoY)	2.70%	2.40%
Unemployment (%)	4.10%	4.20%

Interest Rate (%)	Current	Previous
Fed Rate	4.50%	4.50%

US GDP	Q2CY25	Q1CY25
Growth (QoQ Annualized)	-0.50%	2.40%

China Economy Data	Current	Previous
GDP	5.20%	5.40%
Inflation – CPI (%)	0.10%	-0.10%

Economic Calendar

	Date
Indian GDP Data	29 Aug
Indian Inflation Data CPI	12 Aug
Indian Inflation Data WPI	14 Aug
Indian Monetary Policy	06 Aug
India's Industrial Production (IIP)	28 July
US Inflation Data	12 Aug
US GDP	30 July
US Unemployment Data	01 Aug
US Fed Rate	30 July
China GDP	20 Oct
China Inflation Data	09 Aug

Event Update

Name	Date	Purpose
Aditya Birla Sun Life AMC Ltd.	23-Jul-2025	Rs.24.00 per share(480%)Dividend
Advanced Enzyme Technologies Ltd.	23-Jul-2025	Rs.1.20 per share(60%)Final Dividend
Banswara Syntex Ltd.	23-Jul-2025	Rs.1.00 per share(20%)Final Dividend
Bhatia Communications & Retail (India) Ltd.	23-Jul-2025	Rs.0.01 per share(1%)Final Dividend
D.B. Corp Ltd.	23-Jul-2025	Rs.5.00 per share(50%)Interim Dividend
Elcid Investments Ltd.	23-Jul-2025	Rs.25.00 per share(250%)Final Dividend
Greaves Cotton Ltd.	23-Jul-2025	Rs.2.00 per share(100%)Final Dividend
Heritage Foods Ltd.	23-Jul-2025	Rs.2.50 per share(50%)Final Dividend
K.P.R. Mill Ltd.	23-Jul-2025	Rs.2.50 per share(250%)Final Dividend
Metal Coatings (India) Ltd.	23-Jul-2025	Rs.1.00 per share(10%)Final Dividend
Nesco Ltd.	23-Jul-2025	Rs.6.50 per share(325%)Final Dividend
Novartis India Ltd.	23-Jul-2025	Rs.25.00 per share(500%)Final Dividend
Pidilite Industries Ltd.	23-Jul-2025	Rs.20.00 per share(2000%)Final Dividend
Precision Camshafts Ltd.	23-Jul-2025	Rs.1.00 per share(10%)Final Dividend
Route Mobile Ltd.	23-Jul-2025	Interim Dividend
Sonata Software Ltd.	23-Jul-2025	Rs.4.40 per share(440%)Final Dividend
20 Microns Ltd.	24-Jul-2025	Rs.1.25 per share(25%)Final Dividend
BirlaNu Ltd.	24-Jul-2025	Rs.30.00 per share(300%)Final Dividend
Bliss GVS Pharma Ltd.	24-Jul-2025	Rs.0.50 per share(50%)Final Dividend
Cholamandalam Investment and Finance Company Ltd.	24-Jul-2025	Rs.0.70 per share(35%)Final Dividend
Crompton Greaves Consumer Electricals Ltd.	24-Jul-2025	Rs.3.00 per share(150%)Final Dividend
Fiem Industries Ltd.	24-Jul-2025	Rs.30.00 per share(300%)Final Dividend
Hatsun Agro Product Ltd.	24-Jul-2025	First Interim Dividend
Hero MotoCorp Ltd.	24-Jul-2025	Rs.65.00 per share(3250%)Final Dividend
IVP Ltd.	24-Jul-2025	Rs.1.00 per share(10%)Final Dividend
Lloyds Luxuries Ltd.	24-Jul-2025	Annual General Meeting
Paushak Ltd.	24-Jul-2025	Rs.20.00 per share(200%)Final Dividend
Privi Speciality Chemicals Ltd.	24-Jul-2025	Rs.5.00 per share(50%)Final Dividend
Radico Khaitan Ltd.	24-Jul-2025	Rs.4.00 per share(200%)Final Dividend

Bulk Deal As On 22/07/25

BSE					
Security Code	Security Name	Client Name	Deal	Quantity	Price
542772	360ONE	IRAGE BROKING SERVICES LLP	S	2078723	1164.25
542772	360ONE	IRAGE BROKING SERVICES LLP	B	137341	1157.58
521097	AMARJOTHI	ANIL KUMAR GOEL	B	100000	177.9
521097	AMARJOTHI	RAMOJI RAO HUF	S	103264	177.89
538465	AMARSEC	HEMALI AMIT PANDYA	B	80626	12.18
538465	AMARSEC	KAJAL GHANSHYAM PARSANA	S	28400	12.17
539175	BLUEGOD	AKARSHIKA TRADERS LLP	S	285025	20.42
509472	CRAVATEX	IRFAN FAKHRI KARIMI	B	13851	469.5
544220	CTLLAB	KRISHA VISHAL TALREJA	B	56400	32.15
544220	CTLLAB	VISHAL ASHOK TALREJA	S	56400	32.15
542155	DGL	GARIMA KRISHNA RANDE	B	52000	4.47
542155	DGL	KRISHNA GHANSHYAM RANDE	B	60000	4.43
512441	ENBETRD	NNM SECURITIES PVT LTD	S	7196850	0.39
512441	ENBETRD	TEUDDY TECHNOLOGY PRIVATE LIMITED	S	11920000	0.4
512441	ENBETRD	TEUDDY TECHNOLOGY PRIVATE LIMITED	B	100658	0.42
513528	GLITTEKG	ADITYA KUMAR MITTAL	S	181822	13.13
544108	GPSL	ATUL PYARELAL AGRAWAL	B	75000	259.49
539222	GROWINGTON	MADHU SETHIA	S	6565173	1.33
539222	GROWINGTON	RELAXPACE HOSPITALITY PRIVATE LIMITED	B	3400000	1.35
540938	GUJHYPIN	ARHAM SHARE PRIVATE LIMITED	S	160000	19.48
540377	IFL	L7 HITECH PRIVATE LIMITED	S	10000000	0.97
536709	INDRENEW	NIKHILA GUNDU	B	70000	14.25
539679	KAPILRAJ	JABIR MOHD SILAWAT	B	550000	8.01
519612	LAKESHORE	NEO APEX VENTURE LLP	B	22700	103.15
540360	LLFICL	FARMISTREX VENTURES PRIVATE LIMITED	S	4500000	6.09
540360	LLFICL	KRISHNA GLOBAL ENTERPRISES PRIVATE LIMITED	B	4500000	6.11
541337	MILEFUR	ARIFMAHMAD KHATRI	B	114000	8.67
541337	MILEFUR	MULTIPLIER SHARE & STOCK ADVISORS PRIVATE LIMITED	S	99000	8.67
539767	MNIL	MIHIR D VASHI (HUF)	B	18000	26.33
531512	ORIENTTR	VAISHALI COMMOSALES LLP	S	3084	24.71
531512	ORIENTTR	VAISHALI COMMOSALES LLP	B	90000	25.9
540198	OSIAJEE	AMIT SHARMA	S	30111	289.6
540198	OSIAJEE	SHRENI SHARES LTD	B	34500	290
531257	PRATIKSH	HARISHBHAI BHATT	S	125640	20.51
531257	PRATIKSH	VIVEK MANSUKHBHAI BHUT	B	34500	21.1
539584	SIPTL	SHARE INDIA SECURITIES LIMITED	S	3000000	0.42
532845	TGBHOTELS	RIMPY MITTAL	S	163257	12.74
532845	TGBHOTELS	RIMPY MITTAL	B	163257	12.55
542765	TRANSPACT	PASHUPATI CAPITAL SERVICE PVT LTD	S	3500	256.25
542765	TRANSPACT	VIVEK GOUR BROOME	B	4000	256.25
539097	URSUGAR	SANJEEV KUMAR SHARMA	S	303723	6.66
539097	URSUGAR	SANJEEV KUMAR SHARMA	B	4500	6.01
532402	USGTECH	NANDANVAN COMMERCIAL PRIVATE LIMITED	S	221162	17.41
524661	WELCURE	ANKUSH RAJKUMAR DABHANE	S	658305	10.01

NSE

Security Code	Security Name	Client Name	Deal	Quantity	Price
360ONE	360 ONE WAM LIMITED	BC ASIA INVESTMENTS X LIMITED	SELL	7500000	1161.42
360ONE	360 ONE WAM LIMITED	BC ASIA INVESTMENTS X LIMITED	SELL	7500000	1160.1
AGUL	A G Universal Limited	MANISH KUMAR HUF	BUY	36000	59
AHIMSA	Ahimsa Industries Ltd.	BHAVESH PRAVINCHANDRA SHAH	SELL	48000	24.35
AHIMSA	Ahimsa Industries Ltd.	SHITAL BHAVESHKUMAR SHAH	BUY	48000	24.35
BOHRAIND	Bohra Industries Limited	SPV RESORTS AND BANQUETS PRIVATE LIMITED	BUY	100000	31.02
CHAMUNDA	Chamunda Electrical Ltd	PARADISE MOON INVESTMENT FUND-I	SELL	75000	55.27
FALCONTECH	Falcon Technoproj Ind Ltd	SHAH SARALAL DIKSHITKUMAR	BUY	27600	15.84
BIRDYS	Grill Splendour Ser Ltd	AJAY KRISHNAKANT PARIKH	BUY	70800	145.54
BIRDYS	Grill Splendour Ser Ltd	PARAS DOSHI	SELL	79200	145.48
HINDMOTORS	Hindustan Motors Limited	ANJU BALDI	SELL	1092627	21.98
HINDMOTORS	Hindustan Motors Limited	VITTHAL MAHESHWARI	SELL	1200500	21.98
JAYNECOIND	Jay aswal Neco Industr Ltd	ASSETS CARE AND RECONSTRUCTION ENTERPRISE LIMITED	SELL	8907791	35.99
POLYPLEX	Polyplex Corporation Ltd.	FIRST WATER FUND	BUY	200000	1125
POLYPLEX	Polyplex Corporation Ltd.	FIRST WATER FUND	BUY	200000	1125
POLYPLEX	Polyplex Corporation Ltd.	HARESH TIKAMDAS KASWANI	SELL	200000	1125
POLYPLEX	Polyplex Corporation Ltd.	HARESH TIKAMDAS KASWANI	SELL	200000	1125
QFIL	Quality Foils (India) Ltd	NIKHIL MITTAL	SELL	20000	60.55
QUESTLAB	Quest Laboratories Ltd	RIKHAV SECURITIES LIMITED	SELL	201600	97.03
QUESTLAB	Quest Laboratories Ltd	YASHVI HITESH PATEL	BUY	175200	96.97
REXPIPES	Rex Pipes And Cables Ltd	AKHIL MITTAL (HUF)	BUY	50000	132
REXPIPES	Rex Pipes And Cables Ltd	VIBHOR KALA	SELL	50000	132
SAMBHV	Sambhv Steel Tubes Ltd	SSPL SECURITIES PRIVATE LIMITED	BUY	1500000	142.44
SPRL	SP Refractories Limited	DHARAMPAL KASHIRAM NISHAD	BUY	10400	152
SUMEETINDS	Sumeet Ind Limited	CAPRI FINSERV ADVISORS LLP	SELL	29728	124.51
SUNREST	Sunrest Lifescience Ltd	NIKHILKUMAR YASHVNTLAL THAKKAR	SELL	148800	50.51
SUNREST	Sunrest Lifescience Ltd	PRAKASH GOURISANKAR JHUNJHUNWALA	BUY	105600	50.5
TTL-RE	T T Ltd	NADEEM AKHTAR	SELL	210019	0.62
TTL-RE	T T Ltd	VINITHA MANISH JAIN	SELL	369964	0.56
TTL-RE	T T Ltd	YOGESH KUMAR	BUY	200000	0.59
TTL-RE	T T Ltd	YOGESH KUMAR CHADHA	BUY	294500	0.63
VOLERCAR	Voler Car Limited	EUROPLUS ONE REALTY PRIVATE LIMITED	SELL	83200	140.37

Disclosure:

Research Reports that are published by Nirmal Bang Securities Private Limited (hereinafter referred to as "NBSPL") are for private circulation only. NBSPL is a registered Research Analyst under SEBI (Research Analyst) Regulations, 2014 having Registration no. INH000001766. NBSPL is also a registered Stock Broker with National Stock Exchange of India Limited, BSE Limited, Metropolitan Stock Exchange of India Limited, Multi Commodity Exchange of India Limited and , National Commodity and Derivative Exchange Limited in Capital Market , Equity and Commodities derivatives segments and Currency Derivatives Segment .

NBSPL has other business divisions with independent research teams separated by Chinese walls, and therefore may, at times, have different or contrary views on stocks and markets.

NBSPL or its associates have not been debarred / suspended by SEBI or any other regulatory authority for accessing / dealing in securities Market since last 20 years. NBSPL, its associates or analyst or his relatives do not hold any financial interest (Except Investment) in the subject company. NBSPL or its associates or Analyst do not have any conflict or material conflict of interest at the time of publication of the research report with the subject company. NBSPL or its associates or Analyst or his relatives may or may not hold beneficial ownership of 1% or more in the subject company at the end of the month immediately preceding the date of publication of this research report.

NBSPL or its associates / analyst has not received any compensation / managed or co-managed public offering of securities of the company covered by Analyst during the past twelve months. NBSPL or its associates have not received any compensation or other benefits from the company covered by Analyst or third party in connection with the research report. Analyst has not served as an officer, director or employee of Subject Company. NBSPL / analyst has not been engaged in market making activity of the subject company.

Analyst Certification: The research analysts and authors of these reports, hereby certify that the views expressed in this research report accurately reflects my/our personal views about the subject securities, issuers, products, sectors or industries. It is also certified that no part of the compensation of the analyst(s) was, is, or will be directly or indirectly related to the inclusion of specific recommendations or views in this research. The analyst(s) principally responsible for the preparation of this research report and has taken reasonable care to achieve and maintain independence and objectivity in making any recommendations.

Disclaimer:

The Research Report is for the personal information of the authorized recipient and does not construe to be any investment, legal or taxation advice. NBSPL is not soliciting any action based upon it. Nothing in the research report shall be construed as a solicitation to buy or sell any security or product, or to engage in or refrain from engaging in any such transaction. In preparing the research report, we did not take into account the investment objectives, financial situation and particular needs of the reader.

The research report has been prepared for the general use of the clients of NBSPL and must not be copied, either in whole or in part, or distributed or redistributed to any other person in any form. If you are not the intended recipient you must not use or disclose the information in the research report in any way. Though disseminated to all the customers simultaneously, not all customers may receive the research report at the same time. NBSPL will not treat recipients as customers by virtue of their receiving the research report. The research report is not directed or intended for distribution to or use by any person or entity resident in a state, country or any jurisdiction, where such distribution, publication, availability or use would be contrary to law, regulation or which would subject NBSPL & its group companies to registration or licensing requirements within such jurisdictions.

The report is based on the information obtained from sources believed to be reliable, but we do not make any representation or warranty that it is accurate, complete or up-to-date and it should not be relied upon as such. We accept no obligation to correct or update the information or opinions in it. NBSPL or any of its affiliates or employees shall not be in any way responsible for any loss or damage that may arise to any person from any inadvertent error in the information contained in the research report. NBSPL or any of its affiliates or employees do not provide, at any time, any express or implied warranty of any kind, regarding any matter pertaining to this report, including without limitation the implied warranties of merchantability, fitness for a particular purpose, and non-infringement. The recipients of the research report should rely on their own investigations.

This information is subject to change without any prior notice. NBSPL reserves its absolute discretion and right to make or refrain from making modifications and alterations to this statement from time to time. Nevertheless, NBSPL is committed to providing independent and transparent recommendations to its clients, and would be happy to provide information in response to specific client queries.

Before making an investment decision on the basis of research report, the reader needs to consider, with or without the assistance of an adviser, whether the advice is appropriate in light of their particular investment needs, objectives and financial circumstances. There are risks involved in securities trading. The price of securities can and does fluctuate, and an individual security may even become valueless. International investors are reminded of the additional risks inherent in international investments, such as currency fluctuations and international stock market or economic conditions, which may adversely affect the value of the investment. Opinions expressed are subject to change without any notice. Neither the company nor the director or the employees of NBSPL accept any liability whatsoever for any direct, indirect, consequential or other loss arising from any use of the research report and/or further communication in relation to the research report. Here it may be noted that neither NBSPL, nor its directors, employees, agents or representatives shall be liable for any damages whether direct or indirect, incidental, special or consequential including lost revenue or lost profit that may arise from or in connection with the use of the information contained in the research report.

Copyright of this document vests exclusively with NBSPL.

Our reports are also available on our website

Registration granted by SEBI and certification from NISM in no way guarantee performance of NBSPL or provide any assurance of returns to investors.

Nirmal Bang Research (Division of Nirmal Bang Securities Pvt. Ltd.)

B-2, 301/302, Marathon Innova,
Opp. Peninsula Corporate Park
Off. Ganpatrao Kadam Marg
Lower Parel(W), Mumbai-400013
Board No. : 91 22 6723 8000/8001
Fax. : 022 6723 8010